


# I BDS CURRICULUM PLANNING

NAME OF THE DEPARTMENT: PROSTHODONTICS

TOPIC 1: Dental Materials, Number of competencies: (06)

SL NO	COMPETENCY	SLO	DOMAIN	LEVEL	CORE	METHOD OF TEACHING	METHOD OF ASSESSMENT	Horizontal Integration	Vertical Integration
1	<b>Introduction:</b>	a. Brief History of the development of the science of Dental Materials b. Aim of studying the subject of Dental Materials. c. Scope and requirements of Dental materials d. Spectrum of materials - Classification Clinical and laboratory applications	Cognitive Affective	Remember understand	Subject-centered	Lectures PPT	Internal assesment of theory including viva voce	Yes	Yes
2	<b>Structure and behaviour of matter:</b>	a. Basic principles - Physical and mechanical properties, Chemical properties, biological properties, rheological properties, thermal properties, light, colour and esthetics. Tarnish and corrosion, surface properties and adhesion, biocompatibility allergy, toxicity, setting	Cognitive Affective	Remember understand	Subject-centered	Lectures PPT	Internal assesment of theory including viva voce	Yes	Yes



  
**Dr. Mohan Thomas Nainani, MDS.,**  
 Principal  
 Vydehi Institute of Dental Sciences  
 & Research Centre  
 # 82, EPIP Area Whitefield, Nallurahalli  
 Bangalore - 550 066.

		<p>reactions.</p> <p>b. Enamel and Dentine and bone.</p> <p>c. Polymers</p> <p>d. Metals and alloys</p> <p>e. Ceramics</p> <p>f. Composites</p> <p>g. Standardisation and assessment of dental materials.</p>							
3	Impression materials and duplicating materials:	<p>a. Requirements, classification.</p> <p>b. Desirable properties, composition, setting properties, advantages, disadvantages, indications and manipulation of inelastic and elastic materials. Tray compound, impression compound, Low fusing compound, Impression plaster,</p> <p>c. Zinc oxide Eugenol impression paste, Non Eugenol paste,</p> <p>d. Alginate, Agar impression materials</p> <p>e. Elastomeric impression materials.</p> <p>Comparative studies between all.</p>	Cognitive Affective psychomotor	Remember understand apply	Subject-Centered  Learner centered	Lectures \PPT  Demo	Internal assesment of theory including viva voce	Yes	Yes
4	Gypsum products	Gypsum products (Detail), die, cast and model materials (including brief account of electroformed dies):	Cognitive Affective psychomotor	Remember understand apply	Subject-Centered  Learner centered	Lectures \PPT  Demo and hands on	Internal assesment of theory including viva voce practical	Yes	Yes



*(Handwritten Signature)*

**..Dr. Mohan Thomas Nainari, MDS.,**  
Principal  
Vydehi Institute of Dental Sciences  
& Research Centre  
# 82, EPIP Area, Whitefield, Nallurahalli  
Bangalore - 560 066.

5	Waxes and baseplate materials	Waxes and baseplate materials - Contents, properties, manipulation and uses (Modeling wax, casting wax, boxing wax, utility wx, Sticky wax, impression wax, carding wax, preformed wax patterns)	Cognitive Affective	Remember understand	Subject-centered	Lectures \PPT	Internal assesment of theory including viva voce	Yes	Yes
6	Denture base reins	a. Tray materials. b. Temporary base materials - contents, properties, manipulation, advantages and disadvantages. c. Permanent base resins - types, composition, properties and tehcnial c consideration (Flasking, packing, curing, deflasking and processing errors) d. Others - Tissue conditioners, soft liners and hard liners.	Cognitive Affective psychomotor	Remember understand apply	Subject-Centered  Learner centered	Lectures \PPT  Demo and hands on	Internal assesment of theory including viva voce  practicals	Yes	Yes




**Dr. Mohan Thomas Nainan, MDS.,**  
Principal  
Vydehi Institute of Dental Sciences  
& Research Centre  
# 82, EPIP Area, Whitefield, Nallurahalli  
Bangalore - 560 066.

## II BDS CURRICULUM PLANNING

NAME OF THE DEPARTMENT: CONSERVATIVE AND ENDODONTICS

TOPIC 1: DENTAL MATERIALS


SL NO	COMPETENCY	SLO	DOMAIN	LEVEL	CORE	METHOD OF TEACHING	METHOD OF ASSESSMENT	Horizontal Integration	Vertical Integration
1	Synthetic resins	Chemistry of synthetic resins used in dentistry, composition role played by each ingredient Types and classification, indication and contraindications. uses clinical and application	Cognitive. psychomotor	Remember understand and apply	Subject centered	LECTURE PPT  Demonstration Practical exercise	Class test Viva voice Practical & theory internal assessment Spotters Interim & formative	Yes	yes
2	Dental porcelains	Types, composition, role played by each ingredient, manipulation, advantages and disadvantages,	Cognitive	Remember understand and	subjective	LECTURE PPT  Demonstr	Class test Viva-voice internal	YES	YES



**Dr. Mohan Thomas Nainan, MDS.,**  
 Principal  
 Vydehi Institute of Dental Sciences  
 & Research Centre  
 # 82, EPIP Area, Whitefield, Nallurahalli  
 Bangalore - 560 066.

		aluminous, porcelain, cast-able Porcelain, metal fused porcelain, and porcelain repair materials.		apply		ation Practical exercise	assessment Spotters Interim formative		
3	Tooth restorative materials	Classification and ideal properties : b. Cavity bases, liners and varnishes. c. Restorative resins - Brief history of resins as tooth restorative materials, filled resins (composite resins) - classification, chemistry of setting, composition, properties, uses, manipulation advantages and disadvantages, acid etching, bonding agents (Enamel and dentin bonding systems), Pit and fissure sealants.	Cognitive	Remember understand and apply	subjective	LECTURE PPT  Demonstration Practical exercise	Class test Viva-voice internal assessment Spotters Interim formative	YES	YES
4	Direct filling Gold	types, adantages, disadvantages, brief study of vmanipulation (cold welding).	Cognitive	Remember understand and apply	subjective	LECTURE PPT Demonstration Practical exercise	Class test Viva-voice internal assessment Spotters Interim formative	YES	YES



  
**Dr. Mohan Thomas Nainan, MDS.,**  
 Principal  
 Vydehi Institute of Dental Sciences  
 & Research Centre  
 # 82, EPIP Area Whitefield, Nallurahalli  
 Bangalore - 560 066.

**TOPIC 2:  
PRE-CLINICAL CONSERVATIVE DENTISTRY THEORY,**

SL NO	COMPETENCY	SLO	DOMAIN	LEVEL	CORE	METHOD OF TEACHING	METHOD OF ASSESSMENT	Horizontal Integration	Vertical Integration
1		Introduction to Conservative Dentistry..				LECTURE DEMONSTRATION	CLASS TEST VIVA VOCE		
2		Definition, Aim & Scope of Conservative Dentistry & Endodontics							
3		Classification of Cavities.							
4		Nomenclature.							
5		Various chair side positions.							



*[Handwritten Signature]*  
**Dr. Mohan Thomas Nainan, MDS.,**  
 Principal  
 Vydehi Institute of Dental Sciences  
 & Research Centre  
 # 82, EPIP Area, Whitefield, Nallurahalli  
 Bangalore - 560 066.

### III BDS CURRICULUM PLANNING

NAME OF THE DEPARTMENT: ORAL MEDICINE AND RADIOLOGY

TOPIC 1: ORAL MEDICINE

SL NO	COMPETENCY	SLO	DOMAIN	LEVEL	CORE	METHOD OF TEACHING	METHOD OF ASSESSMENT	Horizontal Integration	Vertical Integration
1	Introduction to oral medicine	definition scope and clinical applications	Cognitive	Remember, Understand, Apply	subject-centered, 1	LECTURE PPT	VIVA VOCE	Yes	Yes
2	Case history	Principles of oral diagnosis Swelling, ulcer, sinus, fistula, mucosal lesions, pain and TMJ problems. Definitions Case history and components Physical examination methodologies General Extra Oral and Neck Intra oral Concepts of provisional diagnosis, Differential Diagnosis Clinical chair side Investigations and Radiological Investigations Hematological, Microbiological.	Cognitive Affective psychomotor	Remember, Understand, Apply	subject-centered, learner-centered, and problem-centered design	LECTURE PPT Seminar Demonstration Clinical chairside discussion	VIVA VOCE Formative Practicals	Yes	Yes



-Dr. Mohan Thomas Nainan, MDS.,  
Principal  
Vydehi Institute of Dental Sciences  
& Research Centre  
# 82, EPIP Area, Whitefield, Naluruahalli  
Bangalore - 560 066.

		Histopathological Special investigations - biochemical, Sialochemical studies, serology, Immunological Final / confirmed diagnosis Formulation of Treatment plan Referral for opinions							
3	Dental disorders	Developmental malformations, discoloration of teeth	Cognitive	Remember	subject-centered,	LECTURE PPT	VIVA VOCE Formative	Yes	Yes
4	Sterilization and disinfection	Principles, Procedures, and Protocol for Asepsis, Sterilisation, Infection control	Cognitive	Remember, Understand, Apply	subject-centered	LECTURE PPT	-	Yes	Yes
5	Infections	Acute infections of Oral and Para oral structures - Bacterial, viral, Fungal, Parasitic	Cognitive Affective	Remember, Understand, Apply	subject-centered,	LECTURE PPT Seminar Demonstration	VIVA VOCE Formative Practicals	Yes	Yes
6	Oral sepsis and its effect on general system	Definitions Route of spread Space infections	Cognitive	Remember, Understand, Apply	subject-centered,	LECTURE PPT	VIVA VOCE Formative Practicals	Yes	Yes
7	Differential diagnosis of cervicofacial Lymphadenopathy	Classification Anatomy Clinical examination	Cognitive psychomotor	Remember, Understand, Apply	subject-centered, learner-centered, and	LECTURE Demonstration Clinical chairside discussion	VIVA VOCE Formative Practicals	Yes	Yes



..Dr. Mohan Thomas Nainan, MDS.,  
Principal  
Vydehi Institute of Dental Sciences  
& Research Centre  
# 82, EPIP Area, Whitefield, Nallurahalli  
Bangalore - 560 066.



8	Pulp and periodontal diseases	Periapical diseases and diseases of dental pulp, Diagnosis of dental caries, and Periodontal disease	Cognitive Affective	Remember, Understand, Apply	subject-centered, learner-centered, and problem-centered design	LECTURE Demonstration Clinical chairside discussion	VIVA VOCE Formative Practicals	Yes	Yes
9	Orofacial pain	Differential diagnosis of Orofacial pain Clinical feature diagnosis	Cognitive Affective	Remember, Understand, Apply	subject-centered,	LECTURE PPT Seminar	VIVA VOCE Formative	Yes	Yes
10	White and Red lesions of oral mucosa	Definitions Classification Clinical features Diagnosis Medical management	Cognitive	Remember, Understand, Apply	subject-centered,	LECTURE PPT Seminar	VIVA VOCE Formative	Yes	Yes
11	Ulcerative and Vesiculobullous lesions of oral mucosa	Definitions Classification Clinical features Diagnosis Medical management	Cognitive	Remember, Understand, Apply	subject-centered,	LECTURE PPT Seminar	VIVA VOCE Formative	Yes	Yes
12	Diseases of bone	Diagnostic protocol of formulation of differential diagnosis of cysts tumors, Odontomes, Fibro osseous lesions of oral paraoral structures.	Cognitive	Remember, Understand, Apply	subject-centered,	LECTURE PPT Seminar	VIVA VOCE Formative	Yes	Yes
13	Orofacial pigmentation	Definitions Classification Clinical features Diagnosis Medical management	Cognitive	Remember, Understand, Apply	subject-centered,	LECTURE	VIVA VOCE Formative	Yes	Yes



  
**Dr. Mohan Thomas Nainar, MDS.,**  
 Principal  
 Vydehi Institute of Dental Sciences  
 & Research Centre  
 # 82, EPIP Area, Whitefield, Nallurahalli  
 Bangalore - 560 066.

# VYDEHI INSTITUTE OF DENTAL SCIENCES

#82, EPIP Area, Whitefield, Nallurahalli Post, Bangalore - 560066

## IV BDS CURRICULUM PLANNING

NAME OF THE DEPARTMENT: ORAL AND MAXILLOFACIAL SURGERY

Theory : 50 Hours

SL NO	COMPETENCY	SLO	DOMAIN	LEVEL	CORE	METHOD OF TEACHING	METHOD OF ASSESSMENT	Horizontal Integration	Vertical Integration
1	Impactions:  Definition, classification, procedure.	Trans alveolar extraction Impacted teeth: General factors, incidence, etiology Classification and indications Assessment: clinical & radiological Anaesthetic considerations Surgical procedure Impacted maxillary third molar & Impacted Canine	Affective Cognitive	Remember, Understand, Apply	Subject-centered curriculum design	LECTURE	VIVA VOCE / Internals	Yes	No
2	Endodontic Surgery:  Introduction, classification.	Apicectomy, Replantation	Affective Cognitive	Remember, Understand.	Subject-centered	LECTURE	Viva voce / Internals	Yes	No




*[Signature]*  
-Dr. Mohan Thomas Nainan, MDS.,  
Principal  
Vydehi Institute of Dental Sciences  
& Research Centre  
# 82, EPIP Area, Whitefield, Nallurahalli  
Bangalore - 560 066.

# VYDEHI INSTITUTE OF DENTAL SCIENCES

#82, EPIP Area, Whitefield, Nallurahalli Post, Bangalore - 560066

					curriculum design				
3	<p>Infections of the oral cavity:</p> <p>Introduction, anatomy, classification, management.</p>	<p>Introduction, microbiology, anatomy of fascial spaces, course of odontogenic infections, Spread of infection, classification, clinical features, management</p> <p>Dentoalveolar abscess, Ludwig's angina osteomyelitis and ORN. Hepatitis B and HIV</p>	Affective Cognitive	Remember, Understand.	Subject-centered curriculum design	LECTURE	Viva voce / Internals	Yes	Yes
4	<p>Cystic lesions of the jaw:</p> <p>Introduction, definition, classification</p>	<p>Definition, classification and pathogenesis</p> <p>Diagnosis, clinical features, radiological, aspiration biopsy, use of contrast media and histopathology</p> <p>Management types of surgical procedures, and complications</p>	Affective Cognitive	Remember, Understand.	Subject-centered curriculum design	LECTURE	Viva voce / Internals	Yes	Yes




  
**Dr. Mohan Thomas Nainan, MDS.,**  
 Principal  
 Vydehi Institute of Dental Sciences  
 & Research Centre  
 # 82, EPIP Area, Whitefield, Nallurahalli  
 Bangalore - 560 066.

# VYDEHI INSTITUTE OF DENTAL SCIENCES

#82, EPIP Area, Whitefield, Nallurahalli Post, Bangalore - 560066

5	Oral implantology:  Anatomy, classification, procedure.	Principles of implantology	Affective Cognitive	Remember, Understand, Apply	Subject-centered curriculum design	LECTURE	Viva voce / Internals	Yes	Yes
6	Ethics		Affective Cognitive	Remember, Understand, Apply				Yes	Yes
7	Pre prosthetic surgery  Anatomy, classification, diagnosis, management.	Introduction, aims, classification Corrective procedures - hard & soft tissues Ridge extension and augmentation procedures	Affective Cognitive psychomotor	Remember, Understand, Apply	Subject-centered curriculum design	LECTURE	Viva voce / Internals	Yes	Yes
8	Diseases of maxillary sinus  Anatomy, classification, diagnosis, management.	Surgical anatomy, acute and chronic sinusitis  Oro antral fistula and surgical approach for sinus	Affective Cognitive	Remember, Understand.	Subject-centered curriculum design	LECTURE	Viva voce / Internals	Yes	Yes



  
**Dr. Mohan Thomas Nainan, MDS.,**  
 Principal  
 Vydehi Institute of Dental Sciences  
 & Research Centre  
 # 82, EPIP Area Whitefield, Nallurahalli  
 Bangalore - 560 066.

JUNE 2020

NAME OF THE INSTITUTE: THEORY - ODD BATCH

No.	NAMES	Roll Numbers												13	14	15
		1	2	3	4	5	6	7	8	9	10	11	12			
1.	CHINDU DAS	4/5	5/5	11/5	12/5	18/5	11/5	25/5	24/5	1/6	2/6	1/6	11	24/6	25/6	27/6
2.	KIRAN REJI ABRAHAM	1	A	2	3	A	4	5	M	6	8	9		10	11	12
3.	IMANTO	1	A	2	A	3	4	A	5	7	8			A	9	10
4.	AKHILENDER GOUD	A	1	2	A	3	4	5	6	A	7	8		9	10	11
5.	KUMARI AYUSHI	1	2	3	A	A	A	A	A	4	5	6		7	A	8
6.	MANUSHREE. S.S	1	2	A	A	A	3	A	4	5	6	7		8	9	10
7.	NAMRATHA PRADEEN	A	A	1	2	3	4	5	6	7	8	9	11	A	10	11
8.	NAVEEN GOWDA	1	A	2	2	4	5	6	A	7	9	10		11	12	13
9.	TEJA SHREE. P.	A	A	A	A	A	A	A	A	A	A	A		A	A	A
10.	P.DURGA SAI VIDHEEKSHA	A	A	A	A	1	2	3	4	5	7	8		9	10	11
11.	SAURABH. M.M	A	A	1	2	3	4	A	A	A	6	7		8	9	10
12.	SURBHI LAKHANA	A	1	2	3	4	5	6	7	A	8	9		A	A	A
13.	SWAPNIL CHAKRABORTY	A	A	1	2	3	4	5	6	7	A	A		8	9	10
14.	CHIRANJEEV BASISTHA															
15.	PRATIK JOSHI															

ODD BATCH  
FINAL YEAR


Dr. Relining & Reprising - Part I  
 Relining & Reprising - 2  
 Single CID  
 Maxil Major Connectors  
 Mandibular Major Connectors  
 Rest & Rest best  
 Direct retainers  
 Direct retainers - 2  
 Indirect retainer  
 RPD - Digital X  
 RPD - Impression techniques

Swamydas & Swamydas  
 Manoj Prasad  
 Pradeen

Number present M  
Daily E

Initials M  
E

[Handwritten marks and signatures in the attendance section]



Dr. Mohan Thomas Nairan, M.D.S.  
 Principal  
 Vydehi Institute of Dental Sciences  
 & Research Centre  
 # 82, EPIP Area, Bellandur field (Naluruhalli)  
 Bangalore - 560 066.

Admitted during the month.

Left No. on Roll at end of month.

SECTION.....		PLACE.....		No. of days present		FEES		Date of payment
Rs.	Ps.	Rs.	Ps.					

24/6	24/7	24/8	24/9	24/10	24/11	24/12	24/13	24/14	24/15	24/16	24/17	24/18	24/19	24/20	24/21	24/22	24/23	24/24	24/25	24/26	24/27	24/28	24/29	24/30	24/31
(A)	(A)	(A)	(A)	(A)	(A)	(A)	(A)	(A)	(A)	(A)	(A)	(A)	(A)	(A)	(A)	(A)	(A)	(A)	(A)	(A)	(A)	(A)	(A)	(A)	(A)
10	11	12	13	14	15	16	17	18	(A)	19	20	21	(A)	(A)	(A)	22	23	24	25						
(A)	9	10	11	12	13	14	15	16	(A)	17	18	19	P	P	22	23	24	25							
9	10	11	A	12	13	14	15	(A)	16	17	18	19	P	(A)	(A)	(A)	(A)	20							
7	(A)	8	9	10	11	(A)	12	13	14	15	16	(A)	P	P	19	(A)	(A)	20							
8	9	10	A	11	12	(A)	13	(A)	(A)	14	15	16	P	(A)	18	(A)	19								
(A)	10	11	12	(A)	13	(A)	14	(A)	15	16	17	A	(A)	P	19	(A)	(A)	20							
11	12	13	14	15	16	17	18	19	20	21	22	23	P	(A)	25	(A)	(A)	26							
(A)	(A)	(A)	A	(A)	(A)	(A)	(A)	(A)	(A)	(A)	(A)	(A)	(A)	(A)	(A)	(A)	(A)	(A)							
9	10	(A)	A	11	12	13	14	15	16	17	18	19	P	P	(A)	20	21	22	23	24					
8	9	10	11	12	(A)	(A)	13	14	15	16	17	18	(A)	P	20	21	22	23	24						
(A)	(A)	(A)	A	10	11	12	13	14	15	16	17	18	P	P	21	22	23	24							
8	9	10	11	12	(A)	13	14	15	16	17	18	19	P	P	22	(A)	23	24							
									(A)	1				(A)	(A)	(A)	(A)	(A)	(A)						
									(A)	1				(A)	(A)	(A)	(A)	(A)	(A)						

Summery & Summary  
 Wrench prep in RPD  
 Occlusion in RPD.  
 stress breakers in RPD.  
 Abutment in FPP  
 Esthetic teeth management  
 Gingival Retraction  
 Diesystems  
 Obturators  
 OSSEOINTEGRATION & IMP. CLASSIFICATION  
 BALANCED OCCLUSION  
 Principles of tooth prep I & II  
 Partial Veneer Crown  
 Partial Veneer Crown  
 Impressions in FPD  
 FULL VENEER CROWN  
 " "  
 Provisional restorations

--	--	--	--	--	--	--	--	--	--	--	--	--	--	--	--	--	--	--	--	--	--	--	--	--	--

	No. of Working days	Average attendance during the month	# 83, EPIP Hall during month, Nallurahalli Bangalore - 560 066.
	Principal	Signature	

# OF ATTENDANCE & FEES

# FOR THE MONTH OF.....

												SECTION		PLACE											
												12 class													
1	2	3	4	5	6	7	8	9	10	11	12	13	14	15	16	17	18	19	20	21	22	23	24	25	26
15/9	21/9	22/9	23/9	24/9	6/10	13/10	13/10	19/10	20/10	21/10	27/10	2/11	3/11		9/11	10/11	16/11	17/11	23/11	24/11	30/11	1/12	7/12	8/12	14/12
(A)	(A)	(A)	A	A	(A)			(A)	(A)	(A)	(A)	(A)	(A)	-											
25	26	27	28	29	30			P	P	(A)	P	P	P	35	36	37	(A)	38	39	(A)					
26	27	28	29	(A)	30			P	P	P	P	P	P	36	37	38	(A)	39	40	(A)					
(A)	23	24	(A)	26	(A)			(A)	P	P	P	(A)	P	31	32	33	(A)	34	35	36	37				
21	22	23	24	25	(A)			P	P	(A)	(A)	(A)	(A)	27	28	29	30	31	(A)	32					
21	22	23	24	25	26			P	P	P	P	(A)	P	31	(A)	32	33	(A)	34	35					
21	(A)	22	A	23	24			P	P	P	(A)	(A)	(A)	27	28	29	30	31	32	(A)					
27	28	29	30	31	32			(A)	P	P	P	P	(A)	36	37	(A)	(A)	(A)	(A)	(A)					
(A)	(A)	(A)	(A)	(A)	(A)			(A)	(A)	(A)	(A)	(A)	(A)	-	-	-	(A)	(A)	(A)	(A)					
25	(A)	26	(A)	27	28			P	P	(A)	P	P	(A)	32	33	34	35	36	37	(A)					
24	25	26	(A)	28	(A)			P	(A)	(A)	P	(A)	P	31	(A)	32	33	(A)	34	(A)					
25	26	27	(A)	(A)	(A)			P	P	P	P	P	(A)	32	(A)	33	(A)	34	(A)	(A)					
25	26	27	28	29	30			P	(A)	(A)	P	(A)	(A)	32	33	34	35	(A)	(A)	(A)					
(A)	(A)	(A)	(A)	(A)	(A)			(A)	(A)	(A)	(A)	P	P	3	(A)	(A)	(A)	(A)	(A)	(A)					
(A)	(A)	(A)	(A)	(A)	(A)			(A)	(A)	(A)	P	P	P	4	(A)	(A)	(A)	(A)	(A)	(A)					

CONSERVATIVE INTERVALS

ORTHO EXAM

Post insertion & Recall

OVER DENTURES

Immedicate denture

SINGLE CD

RELINING

REBASE

Implants in edentulous



Dr. Mohan Thomas Nainan, MDS  
Principal  
Vydehi Institute of Dental Sciences & Research  
EPIP Area, Whitefield, Bangalore - 560 065

Ref: [Signature] [Signature] [Signature] [Signature] [Signature] [Signature]

# REGISTER OF ATTENDANCE & FEES

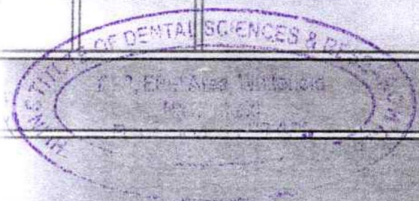
Sl.No.	Admission No.	NAME OF THE INSTITUTE : <u>ODD BATCH</u>
		NAMES

2/3 1/2 9/3 15/3 23/3 27/3 29/3 30/3 31/3 6/4 12/4 13/4

1.	Anamika Anilraj	A	A	P	P	P	A	A	P	A	A	A	A
2.	Antarip lalen	A	A	A	A	A	A	P	A	A	A	A	A
3.	Bijay lakshmi Das.	A	A	P	P	P	P	A	A	P	6	7	8
4.	Harshitha B	P	P	P	A	P	P	P	P	P	9	10	11
5.	Roshni gangadhara	A	P	P	P	P	P	P	P	P	9	10	11
6.	Jhansi . K	P	P	P	P	P	A	A	P	A	8	9	10
7.	Kalluri Venkata Saideepika	P	P	A	P	P	A	P	A	P	8	9	10
8.	Nihal Ali . M	A	A	P	P	A	P	P	P	P	7	8	A
9.	Rinchuse thomas Edappil	A	A	P	P	P	P	P	P	P	8	A	9
10.	Chaitanya	A	A	A	A	A	A	A	A	A	A	A	A

Repair of RPD  
 Repair of RPD - RPD  
 RPD combination in MFP  
 RPD Tubo + Compd.  
 RPD IC - II part II  
 RPD Diagnostic & plan  
 RPD → Abutment selection  
 BIOMECHANICAL PRINCIPLES OF TOOTH PREP

Dr. Mohan Thomas Nainan, MDS








Number present	M
Daily	E
Initials	M
	E

Principal  
 Institute of Dental Sciences & Research  
 1/2, EPIP Area, Whitefield, Bangalore.  
 Bangalore - 560 066.




FOR THE MONTH OF MARCH 2023-24.

SECTION.....		PLACE.....		MAY 2022		No. of days present		FEES		Date of payment									
						Rs.	Ps.												
13	14	15	16	17	18	19	20	21	22	23	24	25	26	27	28	29	30	31	
19/4	20/4	21/4	22/4	23/4	24/4	25/4	26/4	27/4	28/4	29/4	30/4	31/4							
5	6	(A)	(A)	7	8	A	(A)	(A)	(A)	(A)	10	11	12	13	14	(A)	(A)		
(A)	(A)	(A)	(A)	(A)	(A)	A	(A)	(A)	(A)	(A)	(A)	(A)	(A)	(A)	(A)	(A)	(A)		
9	(A)	10	11	12	13	A	14	14	(A)	15	16	17	18	(A)	19	20	21	22	
12	13	14	15	16	17	18	19	19	20	21	22	23	24	25	26	27	28	29	
12	13	14	(A)	15	16	17	18	18	19	20	21	(A)	22	23	24	25	26	27	
11	12	13	14	15	16	17	18	18	19	20	21	22	23	24	25	(A)	(A)	(A)	
11	12	13	14	15	16	17	18	18	19	20	21	(A)	(A)	22	23	24	25	26	
9	10	(A)	11	12	13	A	(A)	14	(A)	15	16	17	(A)	(A)	18	19	20	21	
(A)	10	11	(A)	12	13	14	15	16	16	17	18	19	(A)	(A)	20	21	22	23	23
(A)	(A)	(A)	.	.	A	A	(A)	(A)	(A)	(A)	(A)	(A)	(A)	(A)	(A)	(A)	(A)	(A)	(A)
Biomechanics of Tooth prep.																			
Partial veneers																			
Partial veneers																			
Full veneers.																			
Denture teeth.																			
Subsidiary teeth																			
Part II																			
Part III																			
Die Systems																			
Injection + gas Retention.																			
Temporary Pontics.																			
Pontics & Connectors																			
Connectors.																			
																			
											M. Mani		M. Mani		M. Mani				
											M. Mani		M. Mani		M. Mani				
											M. Mani		M. Mani		M. Mani				
											M. Mani		M. Mani		M. Mani				

1 2 3 4 3/5 10/5 17/5 24/5 31/5 38/5 45/5 12/6 28/6 35/6 42/6 49/6 56/6 18 19 20 21 22 23 24 25 26 27


(A) 1 2 (A) (A) (A) (X) A A B 3 4 (A)  
1 2 (A) 3 4 (A) 5 6 7 8 9 (A)



JUNE 2022  
- MAY 2023  
181  
I DM

Biological properties; standardisation & assessment of dental material  
Impression material, properties & composition, setting properties, [Elastic impression method]  
Introduction, desirable properties (Impression material)  
inelastic impression materials part 1  
inelastic impression materials part 2  
Hydrocolloid impression  
ORIENTATION PROGRAMME

Elastic Impression material - Part - I  
Elastomeric impression materials & Comparative studies both I & II  
Eypsum Products -> Part I  
Eypsum Casts, model & die -> Part II  
Wax in dentistry  
Dental Jazms



OK OK OK OK OK OK OK OK OK OK

*[Handwritten signature]*

month. Leave on Roll at end of month. Bangalore.

No. of Working days. Average attendance during 1


Dr. Mohan Thomas Nairan, MBS  
Principal  
Vydehi Institute of Dental Sciences  
& Research Centre  
# 82, EPIP Area, Whitefield, Nallurahaifi  
Bangalore - 560 066.

OF THE INSTITUTE :

NAMES

24/12 14/01 24/01 28/1 4/2 6 7 8 9 10 11/2 12

57	TEJASWINNI JS	1	(A)	2	3	(A)	(A)	(A)	4	(A)	(A)	(A)
58	THRISHA P	(A)	1	(A)	(A)	2	(A)	(A)	3	4	5	(A)
59	V R USHISHREE	1	(A)	2	3	4	5	(A)	(A)	6	7	(A)
60	HARSHITA-S	1	2	3	4	5	6	(A)	7	(A)	(A)	(A)



Number present M  
Daily E  
Initials M  
E

Dr. Pavitra  
Dr. Pavitra

Dr. Rekha  
Dr. Rekha

*[Signature]*  
Denture Base Resins

Dr. Rohan Thomas Nainan, MDS

Institute of Dental Sciences & Research



# REGISTER OF ATTENDANCE & FEES

NAME OF THE INSTITUTE : .....

Sl.No.

Admission No.

NAMES

1 2 3 4 5 6 7 8 9 10 11 12 13

51

6 1/2

V. Deekshana sai

3/1 (A) 1 (A) 19/24 (A) 2 2/1 2 3 (A) 4 4/3 5 6 7 8 4/4

52

Ab

Vinya Vincent Verlin

1 2 3 (A) (A) 4 5 6 7 8 9

53

6

Zafar Siddique

(A) 1 2 3 4 5 6 (A) 7 8 9 (A)

CHEMISTRY OF SYNTHETIC RESINS IN DENTISTRY.

Dental Ceramics (I)

II

III

IV

V

TEST

OUTGOLD ALLOYS - I

Cast Gold alloy - II

Cast Gold alloy - III

GYPSUM BONDED INVESTMENTS

PHOSPHATE

Number present M

Daily E

Initials M

E

Dr. Mohan Thomas Nainan, mps

No. on roll at the beginning of month.

Admitted during the month.

Left No. on Roll at end of month.

SECTION .....

PLACE .....

No. of days present

FEES

Date of payment

Rs. Ps.

13 14 15 16 17 18 19 20 21 22 23 24 25 26 27 28 29 30 31

14 11 13 14 2/5 9/16 23/5 30/6 6/6 13/6 20/6 27/6 4/7 11/7 18/7 25/7  
 8 9 10-11 (A) 12 (A) (B) (A) (A) 13 (A) A A (A) A A A A 14  
 9 (A) 10 11 12 13 A 14 15 16 17 18 A 19 20 21 22 23 (A)  
 (A) 10 11 A 12 B 14 (A) 16 (A) 17 18 (A) 19 20 21 22 23

MUSKATE "  
 SILICA "  
 Cutting procedure

Base metal alloy

Abrasives & Polishing agents

Processing procedures in complete denture.  
 Theoretical exam (final inter-cls)

Abrasives - III  
 - IV - Anticubitors  
 Dental Implant material - I  
 Dental Implant material - II  
 Miscellaneous

INSTITUTE OF DENTAL SCIENCES & RESEARCH CENTRE  
 No. of Working days. Bangalore  
 # 82, EPIP Area, Whitefield, Naluruhalli

Average attendance during the month.

Mohan Thomas Nainan, MDS  
 Principal  
 No. On roll during month  
 Institute of Dental Sciences & Research Centre  
 # 82, EPIP Area, Whitefield, Naluruhalli

# REGISTER OF ATTENDANCE & FEES

Sl. No.	Admission No.	NAME OF THE INSTITUTE : <u>II YR - ODD BATCH</u>																	
		NAMES	1	2	3	4	5	6	7	8	9	10	11	12					

			3/5	10/5	17/5	24/5	31/5	27/6	28/6	05/07	12/07	19/07	26/07						
1.	20D3116	Amal KRISHNA A A	1	2	B	4	5	B	F	B	A	B	A	10					
2.	20D3113	ANUSREE P VINOD	1	2	3	4	5	B	F	B	A	A							
3.	20D3144	PRIYANSHU RAJ RAJPUT	1	2	3	4	5	B	F	A	B	F							
4.	20D3147	RASUPALLI SIRI SREE REDDY	(A)	(A)	1	2	B	4	A	B	(A)	(A)							
5.	20D3158	SHRUTHI SARAVANA KUMAR	1	2	3	4	5	(A)	B	F	B	F							
6.	20D3160	SURAJ PRAKASH	1	2	3	4	5	(A)	(A)	B	F	B	F						
7.	20D3167	VARRA RAMA KRISHNA	1	2	(A)	3	4	5	B	F	B	F							

II<sup>nd</sup> YR DM  
ODD BATCH

Dental Implant (I)  
 Dental Implant (II)  
 PCP Class - Impressions  
 Finishing & Polishing  
 Misc topics  
 Instrument making  
 Implant materials  
 Prosthetic alloys  
 Casting techniques

Number present M Daily E Initials M E	Mohan Reddy, MDS Vydehi Institute of Dental Sciences & Health Centre Bangalore - 560 066.
--	---

1 PLUNY

FOR THE MONTH OF MAY 2022

12	SECTION																PLACE																No. of days present	FEES		Date of payment
	13	14	15	16	17	18	19	20	21	22	23	24	25	26	27	28	29	30	31	Rs.	Ps.															
26/7	16/8	28/8	30/8	19/10	25/10	6/11	15/11	21/11	29/11											21																
(A)	P	(A)	12	13	14	15	16	(A)												16																
P	(A)	11	12	(A)	13	14	15	(A)												15																
P	(A)	11	12	13	14	15	16	17												17																
P	(A)	(A)	(A)	(A)	(A)	(A)	(A)	(A)												5																
P	P	12	13	14	15	16	(A)	(A)												16																
P	P	12	13	14	15	16	(A)	(A)												16																
P	(A)	(A)	11	12	13	14	15	16												16																

Investment materials - I  
 Investment materials - II  
 Casting Defects  
 Resins - I  
 Resins - 2  
 Ceramics  
 Ceramics  
 castable ceramics  
 Metalceramic Restoration



Dr. Mohan Thomas Nalin, MDS  
 Principal

Department of Oral Sciences  
 & Research Centre  
 #82, EPIP Area, Whitefield, Nallurahalli

No. of Working days

Average attendance during the month.

No. On roll during month



SECTION.....		PLACE.....		No. of days present		FEES		Date of payment															
13	14	15	16	17	18	19	20	21	22	23	24	25	26	27	28	29	30	31	Rs.	Ps.			
12/4	19/4	26/4	3/5	10/5	17/5	24/5	31/5	7/6	14/6	21/6	28/6	5/7	12/7	19/7	26/7	2/8	9/8	16/8	23/8			JUNE 2022	
																						MAY-2023	
8	(A)	(A)	A	(A)	(A)	A	9	(A)	(A)	10	A	11	A	12	A	13	14						
(A)	(A)	5	6	A	(A)	(A)	7	(A)	(A)	8	9	10	(A)	13	A	14	A						
8	9	10	11	A	(A)	12	13	(A)	14	(A)	15	A	A	A	16	17	A	18					
Impression trays																							
CD - Impression - I																							
CD - Impression - II																							
Jaw relations.																							
Face bow																							
TRY-IN																							
Processing & Waxing																							
CASTING PROCEDURES																							
Complete denture Impression, Recalls, followup																							
Reline, Repair, Repair																							
Mechanical Apparatus & function.																							
Anatomical landmarks																							
Mechanical Apparatus & function																							
Components of CD																							


**Dr. Mohan Thomas Nainan, MDS**  
 Principal  
 Bangalore Dental College & Hospital  
 # 82, EPIP Area, Whitefield, Nallurahalli  
 Bangalore - 560 066.

No. of Working days: \_\_\_\_\_ Average attendance during the month: \_\_\_\_\_

No. On roll during month: \_\_\_\_\_

Section

Place

III<sup>RD</sup> YR  
REGULAR BATCH

	13	14	15	16	17	18	19	20	21	22	23	24	25	26	27	28	29	30	31	No. of days present	FEES Rs. P.	Date of payment
	Identification of	P	P	P	P	P	P	P	P	P	P	P	P	P	P	P	P	P	P			
management of	P	P	P	P	P	P	P	P	P	P	P	P	P	P	P	P	P	P	P			
Use of Consultation Report	P	P	P	P	P	P	P	P	P	P	P	P	P	P	P	P	P	P	P			
Use of Consultation Report	P	P	P	P	P	P	P	P	P	P	P	P	P	P	P	P	P	P	P			
Macroscopic anatomy - max	P	P	P	P	P	P	P	P	P	P	P	P	P	P	P	P	P	P	P			
Microscopic anatomy - max	P	P	P	P	P	P	P	P	P	P	P	P	P	P	P	P	P	P	P			
Max impressions	P	P	P	P	P	P	P	P	P	P	P	P	P	P	P	P	P	P	P			
Max impressions	P	P	P	P	P	P	P	P	P	P	P	P	P	P	P	P	P	P	P			
Advanced techniques	P	P	P	P	P	P	P	P	P	P	P	P	P	P	P	P	P	P	P			
Mand Impression	P	P	P	P	P	P	P	P	P	P	P	P	P	P	P	P	P	P	P			
Mand Impression	P	P	P	P	P	P	P	P	P	P	P	P	P	P	P	P	P	P	P			
Introduction to Jawrelax	P	P	P	P	P	P	P	P	P	P	P	P	P	P	P	P	P	P	P			
Introduction to JR	P	P	P	P	P	P	P	P	P	P	P	P	P	P	P	P	P	P	P			
Try in	P	P	P	P	P	P	P	P	P	P	P	P	P	P	P	P	P	P	P			
Try in	P	P	P	P	P	P	P	P	P	P	P	P	P	P	P	P	P	P	P			
Recall protocol	P	P	P	P	P	P	P	P	P	P	P	P	P	P	P	P	P	P	P			
Recall protocol	P	P	P	P	P	P	P	P	P	P	P	P	P	P	P	P	P	P	P			
Repair of RPD	P	P	P	P	P	P	P	P	P	P	P	P	P	P	P	P	P	P	P			
Repair of RPD	P	P	P	P	P	P	P	P	P	P	P	P	P	P	P	P	P	P	P			

DENTAL SCIENCES & RESEARCH CENTRE  
 Vydehi Institute of Dental Sciences & Research Centre  
 Bangalore - 560 066  
 Working days.

Average Attendance during the month

Dr. Mohan Thomas Nainan, MDS  
 Principal  
 Vydehi Institute of Dental Sciences & Research Centre  
 # 82, EPIP Area, Whitefield, Narurahalli  
 Bangalore - 560 066

NAMES

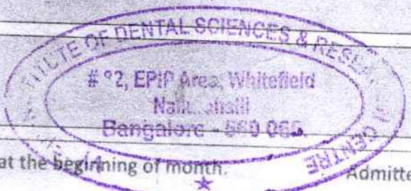
1/10 2/10 3/10 4/11 5/11 6/11 7/11 8/12 9/12 10/12 11/12 12/12

28.	Rohit Chakraborty	(A)	(A)	(A)	(A)	(A)	(A)	(A)	(A)	(A)	(A)	(A)	(A)	(A)
29.	Roopashree A.R	1	2	3	4	5	6	7	8	(A)	9	10	11	(A)
30.	Sachin Gokul.K	(A)	(A)	(A)	(A)	1	2	3	4	(A)	5	6	7	(A)
31.	Saachitha.C	(A)	1	2	3	4	5	6	7	8	(A)	9	10	(A)
32.	Safina.P.M	1	2	3	4	5	6	7	8	9	10	11	12	(A)
33.	Sahana.N	(A)	1	2	3	4	(A)	5	(A)	6	7	8	9	10
34.	Shetty Aishwarya.B	(A)	1	2	3	4	(A)	5	6	(A)	7	8	(A)	9
35.	Shirley Sangeetha	1	2	3	4	5	6	7	8	9	10	(A)	11	12
36.	Shivani Kumari	(A)	1	2	3	4	5	6	7	8	(A)	9	10	(A)
37.	Shree Dharshini.S	(A)	(A)	1	2	3	4	5	6	7	8	(A)	9	10
38.	Sojita Mukherjee	(A)	1	2	3	4	5	6	7	8	9	10	11	(A)
39.	Sureshi Naik	(A)	1	2	3	4	5	6	7	8	9	10	11	12
40.	Swati Kumari	(A)	1	2	3	4	(A)	5	(A)	6	7	(A)	8	9
41.	Sweta Bandopadhyay	(A)	1	2	3	4	5	6	7	8	9	10	11	12
42.	Tamra Patil	(A)	1	2	3	4	5	(A)	6	7	8	(A)	9	10
43.	Urmimaya.C.P	1	2	3	4	5	6	7	8	(A)	9	10	11	12
44.	Vaishnavi.A	(A)	1	2	(A)	3	4	5	6	7	8	9	10	(A)
45.	Varehini.N.Appu	(A)	1	2	3	4	5	6	7	(A)	8	9	10	(A)
46.	Yedula Sreelatha	1	2	3	4	5	6	7	8	9	10	11	12	(A)
47.	Kh. Majhaul Islam	(A)	1	2	(A)	3	4	5	6	(A)	(A)	7	8	9
48.	Neelanjana Das	(A)	(A)	(A)	1	2	3	4	(A)	5	6	7	(A)	8
49.	Bibaswan Choudhury	(A)	(A)	(A)	(A)	1	(A)	(A)	(A)	(A)	(A)	(A)	2	(A)

Intro components RPA  
 Biomechanics in RPA  
 Exam with FR in RPA  
 Surveying  
 Temp. Rpts  
 Intro to CD  
 Biomechanics in RPA  
 Intro to RPA  
 Effects of Aging

Number present M  
Daily E

Initial M  
E




Dr. Mohan Thomas Nairan, Principal  
 VIDEH INSTITUTE OF DENTAL SCIENCES & RESEARCH CENTRE  
 # 82, EPIP AREA, WHITEFIELD, NALLURAHATTI  
 BANGALORE - 560 066.

No. on roll at the beginning of month. Admitted during the month.

Section

Place

		13	14	15	16	17	18	19	20	21	22	23	24	25	26	27	28	29	30	31	No. of days present	FEES		Date of payment	
		13/1	14/1	15/1	16/2	17/2	18/2	19/2	20/3	21/3	22/3	23/3	24/3	25/3	26/3	27/4	28/4	29/5	30/5	31/5	26.5	Rs.	P.		
(A)	(A)	(A)	1	2	3	(A)	(A)	(A)	4	A	A	A	A	A	A	A	(A)	(A)	(A)	(A)	(A)	A	A	A	
12	13	14	15	16	17	(A)	18	19	(A)	20	A	A	21	22	23	(A)	24	25	(A)	(A)	26	P	28	A	
(A)	8	9	10	11	12	13	(A)	14	15	16	17	A	18	19	20	(A)	21	22	(A)	(A)	(A)	P	24	P	
11	12	13	14	15	16	(A)	(A)	(A)	17	18	19	A	20	A	A	(A)	21	22	(A)	(A)	23	P	25	P	
13	14	15	16	17	18	19	20	(A)	22	23	24	25	26	27	28	(A)	29	(A)	(A)	(A)	(A)	P	31	A	
10	(A)	(A)	(A)	11	12	13	14	15	16	A	17	18	19	20	21	22	23	24	(A)	(A)	(A)	P	26	P	
9	10	11	(A)	12	13	(A)	14	15	(A)	16	17	A	18	19	20	21	22	(A)	(A)	(A)	23	P	25	P	
12	(A)	13	(A)	14	15	16	17	18	19	20	A	A	21	22	23	24	A	25	(A)	(A)	26	P	28	P	
10	11	12	13	14	15	16	17	18	19	20	21	A	22	23	24	(A)	25	26	(A)	(A)	27	P	29	A	
(A)	11	12	13	14	15	16	(A)	17	18	19	20	A	A	21	22	23	24	25	26	27	28	P	30	P	
12	13	14	15	16	17	(A)	18	19	(A)	20	21	22	23	24	A	(A)	25	26	(A)	(A)	27	P	29	A	
8	(A)	9	(A)	10	11	12	(A)	13	14	A	15	16	A	A	A	17	18	(A)	(A)	(A)	19	P	A	P	
12	13	14	15	16	*	(A)	17	18	(A)	19	20	21	22	23	24	25	26	27	(A)	(A)	(A)	P	29	A	
11	12	13	16	17	18	(A)	19	20	21	A	22	23	24	25	(A)	26	27	(A)	(A)	(A)	(A)	P	29	A	
10	(A)	11	12	13	(A)	(A)	14	15	(A)	16	17	18	19	20	21	22	23	24	(A)	(A)	(A)	A	25	A	
12	(A)	13	14	15	(A)	16	(A)	17	18	19	20	21	22	23	A	24	25	26	(A)	(A)	27	P	29	A	
(A)	11	12	13	14	15	16	17	18	(A)	19	20	21	22	23	A	24	25	26	(A)	(A)	(A)	P	28	P	
11	(A)	(A)	12	13	14	15	16	17	18	19	20	A	21	24	25	(A)	26	27	(A)	(A)	28	A	29	A	
13	14	(A)	15	16	17	18	19	20	21	A	22	23	24	25	26	27	28	29	(A)	(A)	(A)	A	30	P	
9	10	11	12	13	14	15	16	17	18	19	20	A	21	22	23	24	25	26	27	28	29	25	P	27	A
8	9	10	11	12	(A)	13	(A)	14	15	16	17	18	19	20	21	(A)	22	(A)	(A)	(A)	23	A	A	P	
(A)	(A)	3	4	5	6	(A)	7	(A)	8	9	10	11	A	A	A	12	A	13	(A)	(A)	(A)	P	A	A	
Diagnosis, Rx planning in edentulous																						Haviz ardal JR		Rpa	
Diagnosis, Rx planning in edentulous																									
Development of treatment planning																									
Identification & Management of patient problems																									
Prosthodontic preparation																									
"																									
"																									
Biological consideration for maxillary - I																									
"																									
"																									
Maxillary Impression																									
Mandibular Impression																									
"																									
Mand. imp procedure																									
"																									
Jaw relation II																									
Vertical Jaw relation																									



Average Attendance during the month

Dr. Mohan Thomas Nainan, MDS  
Principal  
Vydehi Institute of Dental Sciences & Research Centre  
# 83, EPM, An-Roll during month, Bellurahalli  
Bangalore - 560 066.

& FEES

FOR THE MONTH OF ODD BATCH 20


III<sup>RD</sup> YR

2022-23

Section \_\_\_\_\_ Place \_\_\_\_\_

5	6	7	8	9	10	11	12	13	14	15	16	17	18	19	20	21	22	23	24	25	26	27	28	29	30	31	No. of days present
P	P	P	P	P	P	P	P	P	P	P	P	P	P	P	P	P	P	P	P	P	P	P	P	P	P	P	(A)
P	P	P	P	P	P	P	P	P	P	P	P	P	P	P	P	P	P	P	P	P	P	P	P	P	P	P	(A)
P	P	P	P	P	P	P	P	P	P	P	P	P	P	P	P	P	P	P	P	P	P	P	P	P	P	P	(A)
P	P	P	P	P	P	P	P	P	P	P	P	P	P	P	P	P	P	P	P	P	P	P	P	P	P	P	(A)
P	P	P	P	P	P	P	P	P	P	P	P	P	P	P	P	P	P	P	P	P	P	P	P	P	P	P	(A)
P	P	P	P	P	P	P	P	P	P	P	P	P	P	P	P	P	P	P	P	P	P	P	P	P	P	P	(A)
P	P	P	P	P	P	P	P	P	P	P	P	P	P	P	P	P	P	P	P	P	P	P	P	P	P	P	(A)
P	P	P	P	P	P	P	P	P	P	P	P	P	P	P	P	P	P	P	P	P	P	P	P	P	P	P	(A)
P	P	P	P	P	P	P	P	P	P	P	P	P	P	P	P	P	P	P	P	P	P	P	P	P	P	P	(A)
P	P	P	P	P	P	P	P	P	P	P	P	P	P	P	P	P	P	P	P	P	P	P	P	P	P	P	(A)

RPD impressions  
 Introduction to JR (Orientation)  
 Introduction to JR (VD)  
 Try-in  
 " "  
 Recall Proto CD  
 " "  
 Repair of RPD  
 " "  
 Stress response on complete dentures  
 Preparing patients for CD  
 Diagnosis & planning in RPD (I)  
 " " (II)  
 CD case history  
 CD case history (contd)  
 CD case history  
 RPD Components  
 Biomechanics in RPD  
 Intro, Sepe & Forming stages - RPD  
 Biomechanics in RPD  
 Case history -  
 Surveying  
 Temp. Rpd  
 Intro to CD  
 Biomechanics in edentulous teeth.  
 Age changes on Edentulous  
 Effects of Aging.



Dr. Mohan Thomas Nainan, MSc  
 Principal

Vydehi Institute of Dental Sciences & Research Centre  
 # 62, EPIP Area, Whitefield, Nallurahalli  
 Bangalore - 560 066.

# OF ATTENDANCE & FEES

# FOR THE MONTH

Institute March 2023 onwards

Section III yrs

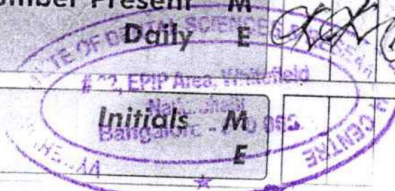
NAMES

1 2 3 4 5 6 7 8 9 10 11 12 13 14 15 16 17 18 19 20 21 22

Arshitha Vedlapati	(A)	A	A	A	A	A	A	(A)	A	A	A	A	A	A	A	A	(A)	(A)	(A)	(A)	(A)	(A)		
Hu Raj Rajput	(A)	A	1	2	3	4	5	6	7	8	9	10	A	A	A	A	12	13	14	15	16	(A)	(A)	
y Mujeeb	1	A	2	3	4	5	A	6	7	8	9	10	A	11	12	A	A	13	14	15	16	(A)	(A)	
ni Saravara K	1	2	3	4	A	5	6	7	8	9	10	11	P	12	13	14	15	16	17	18	19	20	21	
g M.L	1	2	3	4	5	6	A	7	8	9	A	10	A	11	12	13	14	15	16	17	18	19	20	21
g Prakash	(A)	A	A	A	A	A	A	(A)	A	(A)	(A)	A	A	A	A	A	(A)	(A)	(A)	(A)	(A)	(A)	(A)	
Krishna A	1	2	3	A	A	A	4	A	5	6	7	8	P	A	A	10	A	(A)	(A)	(A)	(A)	(A)	(A)	
Ramakrishna	1	2	3	A	4	5	6	A	(A)	A	7	8	P	9	10	11	12	13	14	(A)	(A)	(A)	(A)	
nee P. Vinod	1	2	3	4	5	6	7	A	8	9	(A)	10	P	11	A	12	13	14	(A)	(A)	(A)	(A)	(A)	
V.S. Akhil	(A)	A	A	2	A	A	A	(A)	A	(A)	3	A	4	5	6	7	(A)	(A)	(A)	(A)	(A)	(A)	(A)	
ni Wadda	1	2	3	4	5	6	P	8	9	10	11	12	P	13	14	15	16	17	18	19	20	(A)	(A)	
INUSHKA. SHARMA																								
TH R. KRISHNAN																								

Biological consideration of maxilla - I  
 Maxillary impressions  
 Mandibular Biological consideration  
 Mandibular  
 Mandibular procedures  
 Jaw relation II  
 Vertical Jaw Relation  
 Horizontal TR  
 Rpd Classification  
 Biomechanics in Rpd  
 Examination & diagnosis of Rpd  
 Surveyors  
 Temporary RPD  
 Inductor CD  
 BIOMECHANICS  
 Tissue response to complete denture in aged people  
 Effect of

Number Present M  
 Daily E



Dr. Mohan Thomas Nairan, MDS  
 Principal  
 Vydehi Institute of Dental Sciences  
 & Research Centre  
 #2, EPIP Area, Whitefield, Nallurahalli  
 Bangalore - 560 092.

NAMES	JUNE 2022																				
	1	2	3	4	5	6	7	8	9	10	11	12	13	14	15	16	17	18	19	20	21
RAJESH	33	34	35	36	37	38	39	40	41	42	43	44	45	46	47	48	49	50	51	52	53
RATH	(R) 33	34	(A) 35	36	37	38	(A) 39	(A) 40	41	42	43	44	45	46	47	48	(A) 49	50	(A) 51	(A) 52	(A) 53
RATH	33	34	35	36	(A) 37	38	39	40	41	42	43	44	(A) 45	46	47	(A) 48	49	(A) 50	(A) 51	(A) 52	(A) 53
DRASAD	(R) 25	(A) 26	27	28	29	30	31	32	33	34	35	36	37	38	39	(A) 40	(A) 41	(A) 42	(A) 43	(A) 44	(A) 45
ARWAL	(R) 22	23	24	(A) 25	26	(A) 27	(A) 28	(A) 29	(A) 30	(A) 31	(A) 32	(A) 33	34	35	36	37	38	39	40	41	42
GM	31	32	33	34	35	36	37	(A) 38	39	40	41	42	43	44	45	46	47	48	49	50	51
A ADHIKARI	33	34	35	36	37	38	39	40	41	42	43	44	45	46	47	48	(A) 49	50	51	(A) 52	(A) 53
R	34	35	36	37	38	(A) 39	40	41	42	43	44	45	46	47	48	(A) 49	50	51	(A) 52	(A) 53	
SA	22	23	24	(A) 25	26	(A) 27	(A) 28	(A) 29	(A) 30	(A) 31	(A) 32	(A) 33	34	35	36	37	38	39	40	41	42
HEBBAR	(R) 26	27	28	29	30	31	32	(A) 33	34	35	36	37	38	39	40	41	42	43	44	45	46
KISHORE	(R) 29	30	31	32	33	34	(A) 35	36	37	38	39	40	41	42	43	44	(A) 45	46	(A) 47	(A) 48	(A) 49
A. T. P	30	31	32	33	34	35	36	37	38	(A) 39	40	41	42	43	44	45	46	47	48	49	50
KHAN	34	35	36	37	38	39	40	41	42	43	44	45	46	47	48	49	50	51	52	53	
DRASAD	(R) 30	31	32	33	34	35	36	37	38	39	40	41	42	43	44	45	46	47	48	49	50
EVATSA	(R) 29	(A) 30	31	32	33	(A) 34	(A) 35	36	37	38	39	40	41	42	43	44	45	46	(A) 47	(A) 48	(A) 49
D. PATEL	32	33	(A) 34	35	36	37	38	(A) 39	40	41	42	43	44	45	46	47	48	49	50	51	52
DEO	(A) 31	32	33	(A) 34	35	36	(A) 37	38	39	40	41	42	43	44	45	46	47	48	49	50	51
DEEPIKA	(R) (A) 31	32	33	34	35	36	37	(A) 38	(A) 39	40	41	42	43	44	45	46	47	48	49	50	51
R	(R) 28	(A) 29	(A) 30	31	32	33	34	35	36	37	38	39	40	41	42	43	44	45	46	47	48
SHAKRAVARTHY	26	(A) 27	28	(A) 29	30	31	32	33	34	35	36	37	38	39	40	41	42	43	44	45	46
H)																					

Number present	M
Daily	E
Initials	M
	E

*Resting & Release*  
*Resting & Release*  
*Single Complete ortho*  
*Mandatory M.C*  
*Mandibular Play Class*  
*Rest and Release*  
*Direct Release*  
*Direct Release*  
*Indirect Release*  
*RPD*  
*RPD*  
*Surveyor (I)*  
*Inclusion in RPD*  
*Stores Bookers*  
*Abutments in RPD*  
*Endentic Arch*  
*Gingival Retractor*  
*Resystems*  
*Obturators*

Admitted during the month. of No. on Roll at end of month.



Sl. No.	Admission No.	NAME OF THE INSTITUTION	NAMES	17/10	18/10	19/10	20/10	21/10	22/10	23/10	24/10	25/10	26/10	27/10	28/10	29/10	30/10	31/10
27.		N Sanjay Atadhyia		P	P	P	(A)	P	P	P	P	P	P	P	P	P	P	P
28.		Naveen R		P	P	P	P	P	P	P	P	P	P	P	P	P	P	P
29.		Peddineni Vanisha		P	P	P	P	P	P	(A)	P	P	P	P	P	P	P	P
30.		Poojitha P S		(A)	P	P	P	P	P	P	P	P	P	P	P	P	P	P
31.		Pruthvika C		P	P	P	P	P	P	P	P	P	P	P	P	P	P	P
32.		Rachitha S		P	P	P	P	(A)	P	P	P	P	P	P	P	P	P	P
33.		Radha Reddy M		P	(A)	P	P	(A)	P	P	P	P	P	P	P	P	P	P
34.		Ranita Mukherjee		(A)	(A)	P	P	(A)	P	P	P	P	P	P	P	P	P	P
35.		Ritika Gupta		P	P	P	P	P	P	P	P	P	P	P	P	P	P	P
36.		Sadiya Khanam		P	P	P	(A)	P	P	P	P	P	P	P	P	P	P	P
37.		Sahithya R		P	P	P	P	P	P	P	P	P	P	P	P	P	P	P
38.		Sailini V		P	P	P	P	P	P	(A)	P	P	P	P	P	P	P	P
39.		Sampada A		(A)	(A)	P	P	P	P	P	P	P	P	P	P	P	P	P
40.		Sataakshi Shrestha		(A)	P	P	P	P	P	(A)	P	P	P	P	P	P	P	P
41.		Shashwata G K		(A)	(A)	(A)	(A)	P	P	P	P	P	P	P	P	P	P	P
42.		Shivani Pandit		P	P	P	P	P	P	(A)	P	P	P	P	P	P	P	P
43.		Shrestha Saba		(A)	(A)	P	P	P	P	P	P	P	P	P	P	P	P	P
44.		Sindhu Venkatesh		P	P	P	P	P	P	P	P	P	P	P	P	P	P	P
45.		Sirisba N Reddy		P	(A)	P	P	P	P	P	P	P	P	P	P	P	P	P
46.		Sujala Sharma		(A)	P	P	P	P	P	P	P	P	P	P	P	P	P	P
47.		Sumedha Prusty		(A)	P	P	P	P	P	P	P	P	P	P	P	P	P	P
48.		Supriya D		P	P	P	P	P	P	P	P	P	P	P	P	P	P	P
49.		Thanuja D N		P	P	P	P	P	P	(A)	P	P	P	P	P	P	P	P
50.		Vinutha B S		P	P	P	P	P	(A)	P	P	P	P	P	P	P	P	P

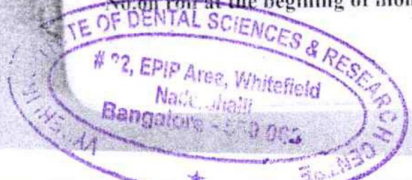
Teeth selection.  
 Teeth Arrangement  
 Verification of R  
 Completion of tray-in  
 Completion of tray-in  
 Post-Insertion &  
 Recall management  
 OVERDENTURES  
 Immediate denture.  
 SANGLE CO.

Number present M  
 Daily E  
 Initials M  
 E

No. on roll at the beginning of month.

Admitted during the month.

Left No. on Roll at end of month.



**Dr. Mohan Thomas Nainan, MDS**  
 Principal  
 Vydehi Institute of Dental Sciences  
 & Research Centre  
 # 02, EPIP Area, Whitefield, Nallurahalli  
 Bangalore - 560 066.

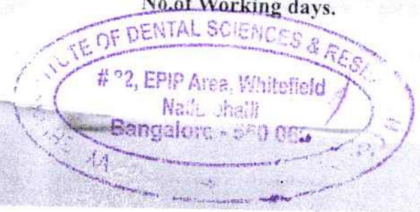


(A)	(A)	P	A	P	P	(A)	P	P	P	P	(A)	P	P	P	P	P	P	(A)	P		24
(A)	(A)	P	P	P	(A)	(A)	P	P	P	P	(A)	P	P	P	P	(A)	(A)	P		24	
P	P	P	A	A	P	P	P	(P)	P	P	P	P	P	P	(A)	(A)	P		26		
P	P	P	P	P	P	P	P	P	P	P	P	P	P	P	P	P	P		30		
P	(A)	(A)	A	P	P	P	P	P	P	P	(A)	P	P	P	P	P	P		29		
P	P	P	P	P	P	P	P	P	P	P	(A)	P	P	P	P	P	(A)		26		
P	P	P	P	P	P	P	P	P	P	(A)	P	P	P	P	P	P	P		28		
BP	(A)	P	P	P	P	P	P	(A)	P	P	P	P	P	P	P	P	(A)		27		
(A)	P	(A)	P	P	P	P	P	(A)	(A)	P	(A)	P	P	P	(A)	P	P		28		
(A)	(A)	(A)	A	A	(A)	P	P	P	P	P	P	(A)	P	P	P	P	P		23		
P	P	P	P	P	P	(A)	P	P	P	P	P	P	(A)	(A)	P	P	P		24		
P	P	P	P	P	P	(A)	(A)	P	P	P	P	P	(A)	(A)	P	P	P		27		
P	P	P	P	P	(A)	P	P	P	(A)	(A)	(A)	P	P	P	P	P	P		26		
P	P	P	P	P	P	(A)	P	P	P	P	(A)	(A)	P	P	P	P	P		24		
P	P	P	P	P	(A)	P	P	(A)	P	(A)	(A)	P	P	P	P	(A)	P		24		
P	P	P	P	P	P	P	P	P	P	P	P	P	P	P	P	P	P		29		
P	P	P	A	P	P	P	P	P	(A)	P	(A)	P	(A)	P	(A)	P	P		27		
P	(A)	P	P	P	P	(A)	(A)	(A)	P	P	(A)	(A)	P	P	(A)	(A)	P		27		
P	P	P	P	P	P	(A)	P	P	(A)	(A)	P	P	(A)	(A)	P	(A)	(A)		22		
P	P	P	P	P	P	(A)	P	P	(A)	(A)	P	P	(A)	P	P	(A)	P		25		
P	P	P	P	P	P	P	P	P	P	P	P	P	P	P	P	P	P		31		
(A)	P	P	P	P	P	P	P	P	P	P	P	P	P	P	P	P	P		29		
(A)	P	P	P	P	P	P	P	P	P	P	P	P	P	P	P	P	P		29		

RE LINE  
 RE BASE  
 Implants in  
 Identifiers  
 Classification & Intro RPD  
 Diagnosis & Treatment  
 plan of RPD  
 Maxillary Major  
 Connectors  
 Mandibular RPD  
 Connectors  
 Minor connectors  
 Rest and Ret Xrd  
 Direct retainers  
 Direct Attachments  
 Indirect retainers  
 Indirect attachments  
 Suspension IR  
 Distal IR Ret  
 Impression in RPD  
 Impression in RPD  
 Impression in RPD  
 Surveying  
 Surveying

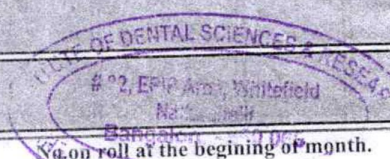
No. of Working days. Average attendance during the month. No. On roll during month

Dr. Monan Thomas Nainan, MDS  
 Principal  
 Vydehi Institute of Dental Sciences  
 & Research Centre  
 # 83, EPIP Area, Whitefield, Nalurahalli  
 Bangalore - 560 066.



Sl.No.	Admission No.	NAME OF THE INSTITUTE : .....											
		NAMES											
		1	2	3	4	5	6	7	8	9	10	11	12
27.	SANJAY	P	A	A	(A)	P	P	P	A	P	P	P	P
28.	NAVEEN	P	A	A	P	P	P	A	P	P	P	P	P
29.	VANISHA	P	A	P	(A)	P	(A)	P	A	P	P	P	P
30.	POOJITHA	P	P	P	(A)	P	(A)	P	A	P	P	P	P
31.	PRUTHVIKA	P	P	P	P	P	P	P	P	P	P	P	P
32.	RACHITHA	P	A	A	(A)	(A)	(A)	P	A	P	(A)	(A)	(A)
33.	RADHA REDDY	P	P	P	(A)	P	P	P	A	P	P	P	P
34.	RANITA	(A)	A	A	P	P	(A)	A	P	(A)	P	P	P
35.	RITIKA	(A)	A	A	P	P	P	A	P	P	P	P	P
36.	SADIYA	(A)	A	A	(A)	P	(A)	P	P	P	P	P	P
37.	SAMITHYA	P	P	P	P	(A)	P	P	A	P	P	P	P
38.	SAILINI	P	P	P	A	(A)	P	P	A	P	(A)	P	P
39.	SAMPADA	P	P	P	P	(A)	(A)	P	P	P	P	P	P
40.	SATAAKSHI	P	P	P	P	(A)	(A)	P	A	P	P	P	P
41.	SHASHWATA	P	A	(A)	P	P	P	A	P	P	P	P	P
42.	SHIVANI PANDIT	P	P	P	(A)	P	(A)	P	A	P	P	P	P
43.	SHRESTHA	P	A	P	P	P	P	A	P	P	P	P	P
44.	SINDHU	(A)	A	A	(A)	P	P	P	P	P	P	P	P
45.	SIRISHA	(A)	A	A	(A)	P	P	A	P	P	P	P	P
46.	SUJALA	P	P	P	(A)	P	P	P	P	P	P	P	P
47.	SUMEDHA	P	P	P	P	(A)	P	P	P	P	P	P	P
48.	SUPRIYA	P	P	P	P	P	P	P	P	P	P	P	P
49.	THANUJA	P	P	P	P	P	P	P	P	P	P	P	P
50.	VINUTHA	P	P	P	(A)	P	P	P	P	P	P	P	P

Number present	M												
Daily	E	RPD											
Initials	M	L	L	Dr. Monji Thomas Nainan, MDS									
	E			Vishal Institute of Dental Sciences & Research Centre									



RPD  
MFP  
consideration

Steele brackets.  
Repair in RPD.  
Relines & Rebase

RPD  
occlusion

SECTION.....		PLACE.....		No. of days present	FEES		Date of payment
Rs.	Ps.						

13	14	15	16	17	18	19	20	21	22	23	24	25	26	27	28	29	30	31				
21/3	29/3	30/3	5/4	11/4	12/4	13/4	19/4	20/4	21/4	22/4	23/4	24/4	25/4	26/4	27/4	28/4	29/4	30/4	31/4			
P	(A)	P	P	34			35	36	37	38	39	40	41	42	43	44	45	46				
P	P	P	P	36			37	38	39	40	41	A	42	43	44	45	46					
P	P	P	(A)	36			37	38	39	(A)	40	41	A	42	43	44	45	46				
P	P	A	P	40			41	42	43	44	45	46	A	47	48	49	(A)	(A)				
P	P	P	P	43			44	45	46	(A)	47	48	49	50	51	52	53	54				
(A)	(A)	A	(A)	(A)			(A)	A	(A)	(A)	(A)	A	(A)	(A)	(A)	(A)	(A)	(A)				
P	P	A	P	39			40	41	42	43	44	45	A	46	47	48	49	50				
P	P	P	P	36			(A)	37	38	(A)	39	40	41	41	42	43	44	45				
(A)	P	A	P	37			38	39	40	41	42	43	A	44	45	46	47	(A)				
P	P	P	P	33	~	~	(A)	(A)	34	35	36	37	38	39	40	41	(A)	42				
P	P	P	(A)	(A)	~	~	34	35	A	(A)	36	(A)	37	38	39	40	41	42				
P	P	A	P	35	~	~	36	(A)	A	37	38	(A)	39	40	41	(A)	(A)	42				
(A)	P	P	P	37	x	x	38	39	40	41	42	43	44	45	46	47	(A)	48				
P	P	A	P	35	~	~	36	(A)	37	38	39	(A)	40	41	42	43	(A)	44				
(A)	(A)	A	P	32			33	34	35	(A)	36	37	38	39	40	(A)	41	(A)				
(A)	P	A	P	34	~	~	35	(A)	36	37	38	39	A	40	41	(A)	(A)	(A)				
P	P	P	P	41	~	~	(A)	42	43	(A)	44	45	A	46	47	48	49	50				
P	P	P	P	40			41	42	43	(A)	44	45	46	47	48	49	50	51				
P	P	P	P	37	~	~	38	39	40	(A)	41	(A)	42	(A)	43	44	45	46				
P	P	A	P	34	~	~	35	36	37	38	A	39	40	(A)	41	(A)	42	43				
P	P	P	P	37			38	39	40	41	(A)	42	43	44	45	46	47	48				
P	P	P	P	45			46	47	48	49	50	51	52	53	54	55	56					
P	P	P	P	42			43	44	45	46	47	48	49	50	51	52	53	54				
P	P	P	P	42			43	44	45	46	47	48	49	50	51	52	53	(A)				

+  
 Ipad Comput  
 Tabo.  
 = part II  
 Diag. notes of Bales  
 Suleman & deo's  
 of department

Tooth prep II  
 Tooth prep II  
 Partial veneer  
 Partial veneer  
 Full veneers  
 Dangle teeth  
 Full veneer  
 part II  
 part II